

Genter Capital Management Short-Term Government

Portfolio Date: 12/31/2024

Investment Objective & Philosophy

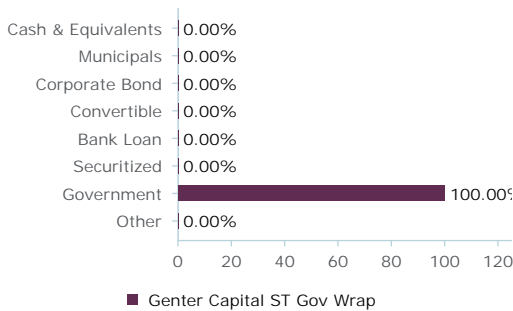
FIXED INVESTMENT PHILOSOPHY - The strategy seeks to provide stability, capital preservation, minimal credit risk, and reduced interest rate exposure by investing in the securities of the U.S. Treasury and Government Agencies while limiting the maximum maturity. The strategy incorporates the use of fundamental analysis along with quantitative techniques to help manage risk. Portfolios are actively managed focusing only on government securities while employing a rigorous review process to preserve market value. In most environments, portfolios are fully invested.

Investment Process

INVESTMENT DECISION-MAKING PROCESS - The investment process begins with a review and outlook of macroeconomic data, interest rate patterns, and yield curve dynamics. This analysis provides the framework for the individual security selection. Computer modeling assists in simulating the potential performance of these investments. Ongoing review techniques such as duration management, sector analysis, maturity structure monitoring, risk premiums, and option-adjusted spreads help ensure that only the securities that best meet the style objective are selected and retained. Universe Analysis: maturity distribution, quality structure, sector allocation, and duration profile. We utilize Perform and Bloomberg database services.

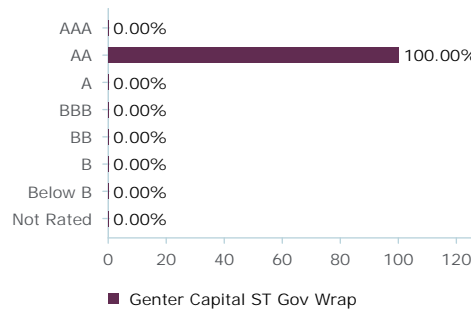
Sector Distribution

As of Dec 2024



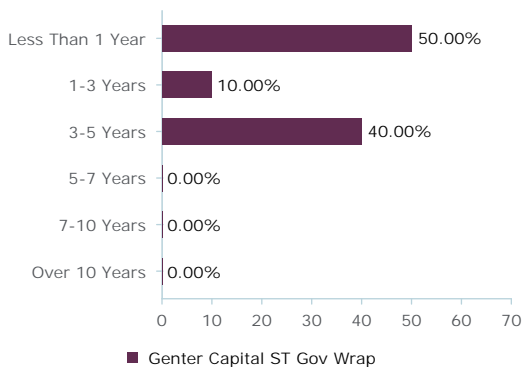
Quality Distribution

As of Dec 2024



Maturity Distribution

As of Dec 2024



Characteristics

As of Dec 2024

Average Coupon	1.90%
Yield to Worst	4.28%
Yield to Maturity	4.28%
Average Maturity	1.70
Duration	1.62
Convexity	0.05
Average Quality	AAA
Current Yield	1.98%

Portfolio Details

Investment Type	SMA
Composite Inception Date	Oct 2005
Total Strategy Assets ¹	\$17.89m
Composite Assets ²	\$1.66m
Turnover Ratio	68.64
Benchmark	Bloomberg U.S. Government: 1-3 Year

Holdings

NAME	WEIGHT
UNITED STATES TREASURY NOTES 1.125% DUE 02-29-28	40.02
UNITED STATES TREASURY NOTES 5.000% DUE 09-30-25	19.94
UNITED STATES TREAS BILLS 0.000% DUE 03-04-25	19.35
FEDERAL HOME LOAN MTG CORP 0.375% DUE 07-21-25	0.99
UNITED STATES TREASURY NOTES 4.625% DUE 11-15-26	0.99
CASH	0.79

Portfolio Management Team

Mr. Daniel J. Genter
 President & Chief Investment Officer
 41 Years of Industry Experience

Mr. Alexander Hall
 SVP, Director of Fixed Income
 30 Years of Industry Experience

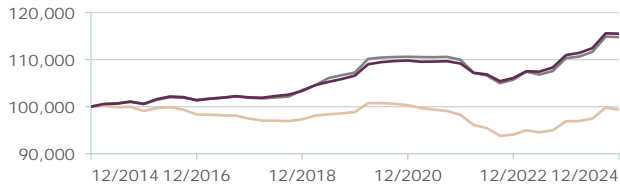
Mr. Taylor Rudnick
 First VP, Taxable Portfolio Manager
 20 Years of Industry Experience

Portfolio Characteristics are as of 12/31/2024. The information herein is subject to change at any time due to market conditions or management decisions as the portfolio is actively managed.¹Total Strategy Assets are reflective of all assets invested in the Genter Capital Short-Term Government Strategy, even those not included in the composite. ²Composite assets are reflective of the Short-Term Government Wrap Composite, please see page 2 for a full disclosure of the composite. The Bloomberg U.S. Government: 1-3 Year index is not managed and investors cannot directly invest into the index. The portfolio characteristics and top holdings are supplemental information and are not required by GIPS. The Yield to Worst, Yield to Maturity, and Current Yield are not used to indicate the performance an investor should expect to receive if invested in one of the firm's strategies, but rather to provide measurable metrics of the bonds under various scenarios. The securities identified and described do not represent all of the securities purchased, sold, or recommended for client accounts. The reader should not assume that an investment in the securities identified was or will be profitable.

Genter Capital Short-Term Government

Growth of \$100,000*

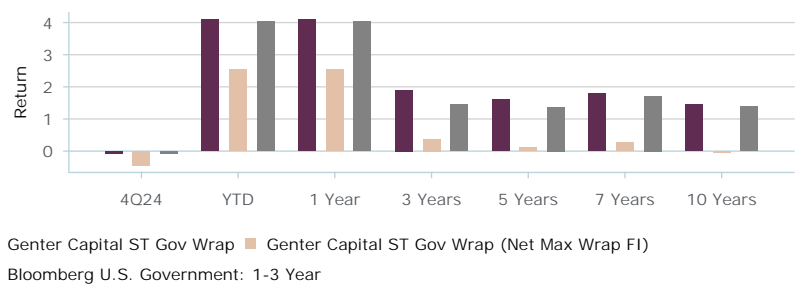
January 2015 - December 2024



- Genter Capital ST Gov Wrap
- Genter Capital ST Gov Wrap (Net Max Wrap FI)
- Bloomberg U.S. Government: 1-3 Year

Manager vs. Benchmark: Returns

As of Dec 2024



*Based on a hypothetical investment of \$100,000 in the strategy beginning 01/01/2015. Assumes reinvestment of interest. The "Genter Capital ST Gov Wrap" returns reflect pure gross composite returns. The "Genter Capital ST Gov Wrap (Net Max Wrap FI)" return stream was calculated by reducing the pure gross composite returns by the maximum fixed income wrap advisory fee (1.50% Annually or 0.125% Monthly). Please see the full composite disclosure below.

Manager vs Benchmark: Return

As of Dec 2024

	4Q24	YTD	1 YEAR	3 YEARS	5 YEARS	7 YEARS	10 YEARS
Genter Capital ST Gov Wrap	(0.07)	4.08	4.08	1.90	1.62	1.80	1.45
Genter Capital ST Gov Wrap (Net Max Wrap FI)	(0.44)	2.54	2.54	0.38	0.11	0.28	(0.06)
Bloomberg U.S. Government: 1-3 Year	(0.09)	4.04	4.04	1.44	1.37	1.71	1.39

GIPS Composite Report

Calendar Year Returns	2014	2015	2016	2017	2018	2019	2020	2021	2022	2023
Composite (pure gross)	0.62%	0.59%	0.76%	0.60%	1.36%	3.14%	3.00%	-0.58%	-2.80%	4.59%
Composite (net)	-0.88%	-0.91%	-0.74%	-0.90%	-0.14%	1.60%	1.47%	-2.06%	-4.25%	3.03%
Bloomberg US Government 1-3 Year Index	0.64%	0.57%	0.87%	0.45%	1.58%	3.59%	3.14%	-0.60%	-3.81%	4.32%
3-Yr Standard Deviation – Composite/Benchmark	0.54% / 0.43%	0.64% / 0.57%	0.84% / 0.76%	0.83% / 0.75%	0.92% / 0.86%	1.00% / 0.96%	1.15% / 1.19%	1.13% / 1.17%	1.46% / 1.75%	1.69% / 2.12%
Total Firm Assets (millions)	4,454	3,704	3,776	3,933	3,772	4,307	4,330	4,707	4,241	4,359
Composite Assets (millions)	1.00	0.70	0.70	0.70	0.70	0.36	0.37	1.98	1.90	1.98
# of Accounts in Composite	≤5	≤5	≤5	≤5	≤5	≤5	≤5	≤5	≤5	≤5
Composite Dispersion	N.A.	N.A.	N.A.	N.A.	N.A.	N.A.	N.A.	N.A.	N.A.	N.A.

N.A. - Information is not statistically meaningful due to an insufficient number of portfolios in the composite for the entire year.

The Advisor Short-Term Government Securities Composite contains fully discretionary advisor sponsored short-term government securities accounts. The strategy of this Composite is to provide generous returns without the risk associated with quality factors and longer maturity investments. The structure of the Composite uses only U.S. Treasury government agency with a maximum maturity of five years. Key risks of the strategy include interest rate risk which may adversely impact the value of fixed income securities, causing the composite to underperform the benchmark. This Composite is also known as "The Advisor Short-Term U.S. Government Securities Composite". For comparison purposes, the composite is measured against the Bloomberg US Government 1-3 Year Index. The minimum account size for this composite is \$200 thousand. The Advisor Short-Term Government Securities Composite was created and inception on October 1st, 2005. The firm's full list of composite descriptions and broad distribution pooled funds are available upon request.

RNC Capital Management LLC is a registered investment adviser under the Securities and Exchange Commission pursuant to the Investment Advisors Act of 1940, as amended, doing business as Genter Capital Management. Prior to January 2022, the firm was doing business as RNC Genter Capital Management. Beginning January 1, 2005, the firm has been redefined to include all the assets of Genter Advisors LLC.

Results are based on fully discretionary accounts under management including those accounts no longer with the firm. Composite policy requires the temporary removal of any portfolio incurring a client initiated significant cash inflow or outflow greater than or equal to 10% of portfolio assets. Additional Information regarding the treatment of significant cash flows is available upon request. Past performance is not indicative of future results.

The currency used to express performance is USD. Pure gross returns are shown as supplemental information and are stated gross of all fees and transaction costs. Net returns are calculated by subtracting the highest applicable wrap fee (1.50% on annual basis, or 0.125% Monthly) from the pure gross composite returns. The highest fee of 1.50% assumes an all-inclusive/Bundled/Wrap fee that includes investment management, portfolio monitoring, consulting services and in some cases, custodial services. The actual fee paid by each client will vary based on each wrap program's fee schedule. As the investment advisor, Genter Capital receives a portion of that highest fee to cover the management fee. Wrap fee schedules are provided by independent wrap sponsors and are available upon request from the respective wrap sponsor. The composite consists entirely of wrap accounts for all periods presented. Composite dispersion is measured by the asset-weighted standard deviation of annual pure gross returns of those portfolios included in the composite for the full year. The 3-year annualized standard deviation measures the variability of the composite pure gross returns and benchmark returns over the preceding 36-month period. Policies for valuing investments, calculating performance, and preparing GIPS Reports are available upon request.

The standard wrap fee schedule in effect is 1.50%. Actual Investment advisory fees incurred by clients are negotiable and may vary.

Genter Capital Management claims compliance with the Global Investment Performance Standards (GIPS®) and has prepared and presented this report in compliance with the GIPS standards. Genter Capital Management has been independently verified for the periods January 1, 2001 through December 31, 2023. The verification reports are available upon request. A firm that claims compliance with the GIPS standards must establish policies and procedures for complying with all the applicable requirements of the GIPS standards. Verification provides assurance on whether the firm's policies and procedures related to composite and pooled fund maintenance, as well as the calculation, presentation, and distribution of performance, have been designed in compliance with the GIPS standards and have been implemented on a firm-wide basis. Verification does not provide assurance on the accuracy of any specific performance report.

GIPS® is a registered trademark of CFA Institute. CFA Institute does not endorse or promote this organization, nor does it warrant the accuracy or quality of the content contained herein.