

# Genter Capital Management Taxable Quality Intermediate

Portfolio Date: 12/31/2024

## Investment Objective & Philosophy

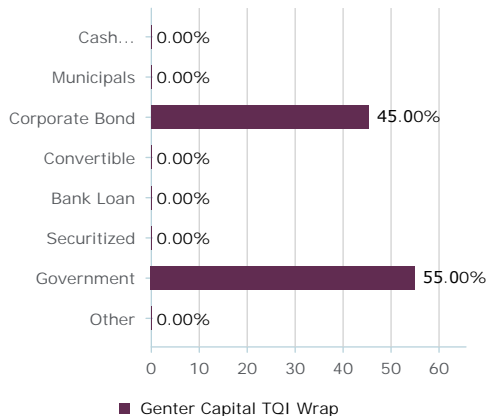
**FIXED INVESTMENT PHILOSOPHY** - The strategy seeks to provide maximum current income and strong total return potential in all market cycles by investing primarily in investment-grade bonds with an average intermediate-term maturity.

## Investment Process

**INVESTMENT DECISION-MAKING PROCESS** - The Investment Process begins with a thorough review of macroeconomic data, interest rate patterns, and yield curve dynamics. The strategy incorporates the use of fundamental analysis, along with quantitative techniques to help manage risk. Portfolios are actively managed with a focus on investment grade securities that include Treasury, Agency, and Corporate bonds while employing a rigorous review process to preserve market value. In most environments, portfolios are fully invested.

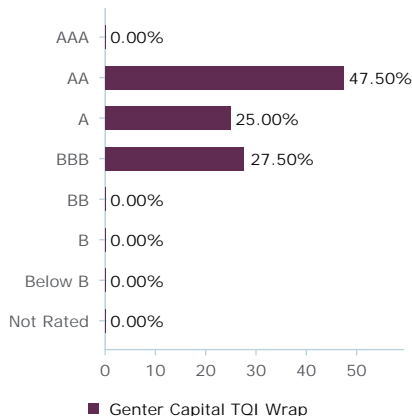
## Sector Distribution

As of Dec 2024



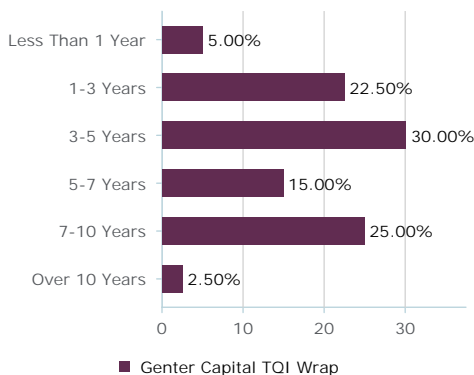
## Quality Distribution

As of Dec 2024



## Maturity Distribution

As of Dec 2024



## Characteristics

As of Dec 2024

Average Coupon	3.70%
Yield to Worst	4.75%
Yield to Maturity	4.85%
Effective Maturity	3.95
Duration	3.45
Convexity	0.19
Average Quality	AA-
Current Yield	3.86%

## Portfolio Details

Investment Type	SMA
Composite Inception Date	July 1, 2002
Total Strategy Assets <sup>1</sup>	\$772.98m
Composite Assets <sup>2</sup>	\$53.56m
Turnover Ratio	44.25
Benchmark	Bloomberg U.S. Government/Credit: Intermediate

## Top Ten Holdings

NAME	WEIGHT
UNITED STATES TREASURY NOTES 1.250% DUE 03-31-28	14.64
UNITED STATES TREASURY NOTES 3.875% DUE 09-30-29	12.51
UNITED STATES TREASURY NOTES 2.875% DUE 05-15-32	9.74
UNITED STATES TREASURY NOTES 4.000% DUE 01-31-31	7.46
UNITED STATES TREASURY NOTES 4.625% DUE 11-15-26	5.01
MYLAN NV 3.950% DUE 06-15-26	5.00
UNITED STATES TREASURY NOTES 3.500% DUE 02-15-33	4.94
ARES CAPITAL CORP 3.875% DUE 01-15-26	2.58
BANK OF AMERICA CORP FXD/FLT 4.827% DUE 07-22-26	2.57
BANK AMERICA CORP FR 1.658% DUE 03-11-27	2.56

## Portfolio Management Team

Mr. Daniel J. Genter  
President & Chief Investment Officer  
42 Years of Industry Experience

Mr. Alexander Hall, CFA  
SVP, Director of Taxable Fixed Income  
30 Years of Industry Experience

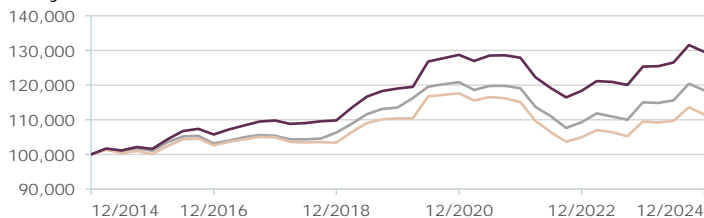
Mr. Taylor Rudnick, CFA  
First VP, Taxable Portfolio Manager  
20 Years of Industry Experience

Portfolio Characteristics are as of 12/31/2024. The information herein is subject to change at any time due to market conditions or management decisions as the portfolio is actively managed.<sup>1</sup>Total Strategy Assets are reflective of all assets invested in the Taxable Quality Intermediate Strategy, even those not included in the composite. <sup>2</sup>Composite assets are reflective of the Taxable Quality Intermediate Wrap Composite, please see page 2 for a full disclosure of the composite. The Bloomberg U.S. Government/Credit: Intermediate index is not managed and investors cannot directly invest into the index. The portfolio characteristics and top holdings are supplemental information and are not required by GIPS. The Yield to Worst, Yield to Maturity, and Current Yield are not used to indicate the performance an investor should expect to receive if invested in one of the firm's strategies, but rather to provide measurable metrics of the bonds under various scenarios. The securities identified and described do not represent all of the securities purchased, sold, or recommended for client accounts. The reader should not assume that an investment in the securities identified was or will be profitable.

# Genter Capital Management TQI

## Growth of \$100,000\*

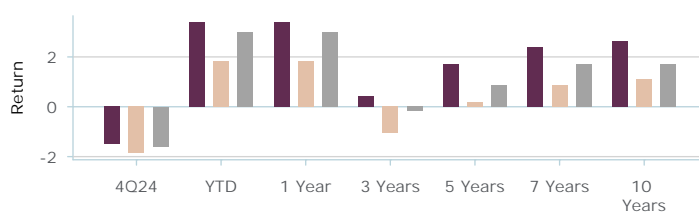
January 2015 - December 2024



— Genter Capital TQI Wrap — Genter Capital TQI Wrap (Net Max Wrap FI)  
— Bloomberg U.S. Government/Credit: Intermediate

## Manager vs. Benchmark: Returns

As of Dec 2024



■ Genter Capital TQI Wrap ■ Genter Capital TQI Wrap (Net Max Wrap FI)  
■ Bloomberg U.S. Government/Credit: Intermediate

\*Based on a hypothetical investment of \$100,000 in the strategy beginning 01/01/2015. Assumes reinvestment of interest. The "Genter Capital TQI Wrap" return stream reflects pure gross composite returns. Net returns are calculated by reducing the pure gross returns by the maximum fixed income wrap advisory fee (1.50% Annually or 0.125% Monthly). Please see the GIPS report below for a full disclosure of this composite.

## Manager vs Benchmark: Return

As of Dec 2024

	4Q24	YTD	1 YEAR	3 YEARS	5 YEARS	7 YEARS	10 YEARS
Genter Capital TQI Wrap	(1.50)	3.37	3.37	0.43	1.71	2.39	2.62
Genter Capital TQI Wrap (Net Max Wrap FI)	(1.87)	1.85	1.85	(1.06)	0.20	0.87	1.10
Bloomberg U.S. Government/Credit: Intermediate	(1.60)	3.00	3.00	(0.18)	0.86	1.69	1.71

## GIPS Composite Report

Calendar Year Returns	2014	2015	2016	2017	2018	2019	2020	2021	2022	2023
Composite (pure gross)	3.46%	1.60%	4.10%	3.83%	0.00%	8.37%	8.14%	-0.63%	-7.47%	5.90%
Composite (net)	1.93%	0.08%	2.55%	2.27%	-1.47%	6.78%	6.56%	-2.12%	-8.86%	4.34%
Bloomberg Govt/Credit Int. Index	3.13%	1.07%	2.08%	2.14%	0.88%	6.80%	6.43%	-1.44%	-8.24%	5.24%
3-Yr Standard Deviation – Composite/Benchmark	2.10% / 1.94%	2.12% / 2.10%	2.21% / 2.23%	2.14% / 2.11%	2.09% / 2.09%	1.93% / 2.04%	3.20% / 2.31%	3.21% / 2.34%	4.44% / 3.82%	4.37% / 4.58%
Total Firm Assets (millions)	4,454	3,704	3,776	3,933	3,772	4,307	4,330	4,707	4,241	4,359
Composite Assets (millions)	245	190	210	180	113	131	127	101	94	85
# of Accounts in Composite	297	271	248	214	125	141	115	90	86	83
Composite Dispersion	0.1%	0.1%	0.2%	0.3%	0.1%	0.1%	0.2%	0.1%	0.2%	0.2%

The Advisor Sponsored Fixed Income Composite contains fully discretionary advisor sponsored fixed income accounts. The composite is designed to produce optimal results in all market environments, utilizing taxable securities such as U.S. Treasury government agency securities and investment grade corporate issues. Key risks of the strategy include credit risk and interest rate risk which may adversely impact the value of fixed income securities, causing the composite to underperform the benchmark. For comparison purposes, the composite is measured against the Bloomberg Capital Government/Credit Intermediate Bond Index. The minimum account size for this wrap composite is \$200 thousand. The Advisor Sponsored Fixed Income Composite was created and inception on July 1, 2002. This composite is also known as the "Advisor Sponsored Taxable Quality Intermediate Composite". The firm's full list of composite descriptions and broad distribution pooled funds are available upon request.

RNC Capital Management LLC is a registered investment adviser under the Securities and Exchange Commission pursuant to the Investment Advisors Act of 1940, as amended, doing business as Genter Capital Management. Prior to January 2022, the firm was doing business as RNC Genter Capital Management. Beginning January 1, 2005, the firm has been redefined to include all the assets of Genter Advisors LLC.

Results are based on fully discretionary accounts under management including those accounts no longer with the firm. Composite policy requires the temporary removal of any portfolio incurring a client initiated significant cash inflow or outflow greater than or equal to 10% of portfolio assets. Additional Information regarding the treatment of significant cash flows is available upon request. Past performance is not indicative of future results.

The currency used to express performance is USD. Pure gross returns are shown as supplemental information and are stated gross of all fees and transaction costs. Net returns are calculated by subtracting the highest applicable wrap fee (1.50% on annual basis, or 0.125% Monthly) from the pure gross composite returns. The highest fee of 1.50% assumes an all-inclusive/Bundled/Wrap fee that includes investment management, portfolio monitoring, consulting services and in some cases, custodial services. The actual fee paid by each client will vary based on each wrap program's fee schedule. As the investment advisor, Genter Capital receives a portion of that highest fee to cover the management fee. Wrap fee schedules are provided by independent wrap sponsors and are available upon request from the respective wrap sponsor. The composite consists entirely of wrap accounts for all periods presented. Composite dispersion is measured by the asset-weighted standard deviation of annual pure gross returns of those portfolios included in the composite for the full year. The 3-year annualized standard deviation measures the variability of the composite pure gross returns and benchmark returns over the preceding 36-month period. Policies for valuing investments, calculating performance, and preparing GIPS Reports are available upon request.

The standard wrap fee schedule in effect is 1.50%. Actual Investment advisory fees incurred by clients are negotiable and may vary.

Genter Capital Management claims compliance with the Global Investment Performance Standards (GIPS®) and has prepared and presented this report in compliance with the GIPS standards. Genter Capital Management has been independently verified for the periods January 1, 2001 through December 31, 2023. The verification reports are available upon request. A firm that claims compliance with the GIPS standards must establish policies and procedures for complying with all the applicable requirements of the GIPS standards. Verification provides assurance on whether the firm's policies and procedures related to composite and pooled fund maintenance, as well as the calculation, presentation, and distribution of performance, have been designed in compliance with the GIPS standards and have been implemented on a firm-wide basis. Verification does not provide assurance on the accuracy of any specific performance report.

GIPS® is a registered trademark of CFA Institute. CFA Institute does not endorse or promote this organization, nor does it warrant the accuracy or quality of the content contained herein.