

Genter Capital Management Taxable Quality Short Wrap

Portfolio Date: 03/31/2026

Investment Objective & Philosophy

FIXED INVESTMENT PHILOSOPHY - The strategy seeks to provide maximum current income and strong total return potential in all market cycles by investing primarily in investment-grade bonds with an average intermediate-term maturity. The investment process begins with a thorough review of macroeconomic data, interest rate patterns, and yield curve dynamics. This analysis provides the framework for the individual security selection in the account. Computer modeling assists in simulating the potential impact of these investments. Ongoing review techniques such as duration management, sector analysis, maturity structure monitoring, risk premiums, and option adjusted spreads ensure that only the securities that best meet the style objective are selected and retained.

Investment Process

INVESTMENT DECISION-MAKING PROCESS - The strategy incorporates the use of fundamental analysis with quantitative techniques to help manage risk. Portfolios are actively managed with a focus on investment grade securities that include Treasury, Agency, and Corporate bonds while employing a rigorous review process to preserve market value. In most environments, portfolios are fully invested.

Portfolio Details

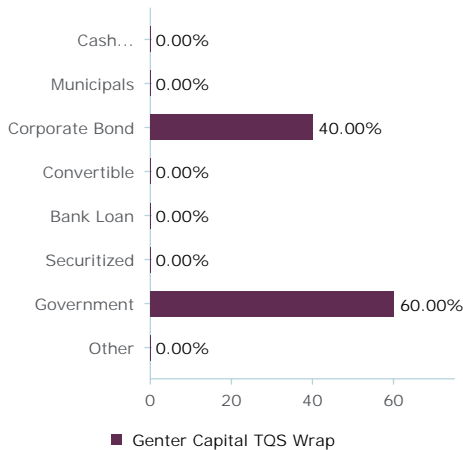
Investment Type	SMA
Composite Inception Date	Nov 2009
Total Strategy Assets ¹	\$195.21m
Composite Assets ²	\$103.94m
Turnover Ratio	55.12
Benchmark	Bloomberg U.S. Government/Credit: 1-5 Year

Top Ten Holdings

NAME	WEIGHT
UNITED STATES TREASURY NOTES 4.000% DUE 01-31-31	14.88
UNITED STATES TREASURY NOTES 3.250% DUE 06-30-29	12.52
UNITED STATES TREASURY NOTES 1.250% DUE 03-31-28	12.47
UNITED STATES TREASURY NOTES 3.750% DUE 12-31-28	10.05
MYLAN NV 3.950% DUE 06-15-26	5.18
CHENIERE ENERGY INC 4.625% DUE 10-15-28	5.07
ENERGY TRANSFER LP 5.500% DUE 06-01-27	5.06
UNITED STATES TREASURY NOTES 2.875% DUE 05-15-32	5.03
UNITED STATES TREASURY NOTES 0.625% DUE 08-15-30	5.00
GOLDMAN SACHS GROUP INC 5.727% DUE 04-25-30	4.93

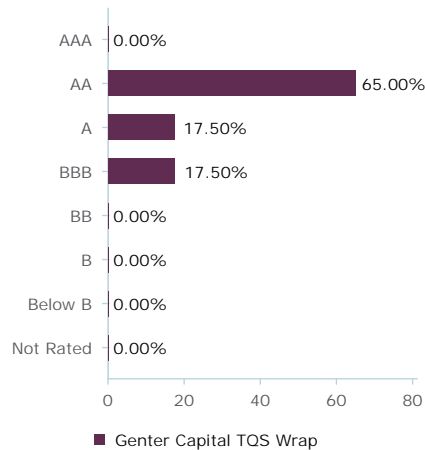
Sector Distribution

As of Mar 2026



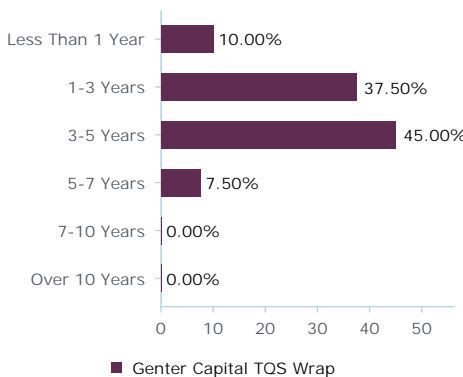
Quality Distribution

As of Mar 2026



Maturity Distribution

As of Mar 2026



Characteristics

As of Mar 2026

Average Coupon	3.52%
Yield to Worst	4.19%
Yield to Maturity	4.23%
Effective Maturity	3.00
Duration	2.67
Convexity	0.11
Average Quality	AA-/AA+
Current Yield	3.59%

Portfolio Management Team

Mr. Daniel J. Genter
President & Chief Investment Officer
42 Years of Industry Experience

Mr. Alexander Hall, CFA
SVP, Director of Fixed Income
31 Years of Industry Experience

Mr. Taylor Rudnick, CFA
First VP, Taxable Portfolio Manager
21 Years of Industry Experience

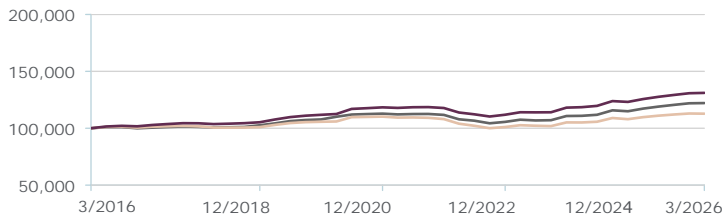
Portfolio Characteristics are as of 03/31/2026. The information herein is subject to change at any time due to market conditions or management decisions as the portfolio is actively managed. ¹Total Strategy Assets are reflective of all assets invested in the Taxable Quality Short strategy, even those not included in the composite. ²Composite assets are reflective of the Taxable Quality Short Wrap Composite, please see page 2 for a full disclosure of the composite. The Bloomberg U.S. Government/Credit: 1-5 Year index is not managed and investors cannot directly invest into the index. Yield to Worst, Yield to Maturity, and Current Yield are not used to indicate the performance an investor should expect to receive if invested in one of the firm's strategies, but rather to provide measurable metrics of the bonds under various scenarios. The portfolio characteristics and top holdings are supplemental information and are not required by GIPS. The securities identified and described do not represent all of the securities purchased, sold, or recommended for client accounts. The reader should not assume that an investment in the securities identified was or will be profitable.

Taxable Quality Short Wrap

Portfolio Date: 03/31/2026

Growth of \$100,000*

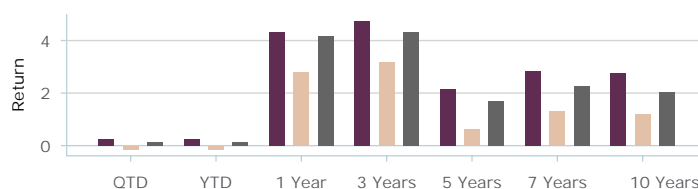
April 2016 - March 2026



— Genter Capital TQS Wrap — Genter Capital TQS Wrap (Net Max Wrap FI)
— Bloomberg U.S. Government/Credit: 1-5 Year

Manager vs. Benchmark: Returns

As of Mar 2026



■ Genter Capital TQS Wrap ■ Genter Capital TQS Wrap (Net Max Wrap FI)
■ Bloomberg U.S. Government/Credit: 1-5 Year

*Based on a hypothetical investment of \$100,000 in the strategy beginning 04/01/2016. Assumes reinvestment of interest. Performance illustrated is gross and net of management fees. The "Genter Capital TQS Wrap" return stream reflects pure gross returns. The "Genter Capital TQS Wrap (Net Max Wrap FI)" return stream is calculated by reducing the pure gross composite returns by the maximum wrap advisory fee of 1.50% annually (or 0.125% monthly). Please see the GIPS report below for a full disclosure of this composite.

Manager vs Benchmark: Return

As of Mar 2026

	QTD	YTD	1 YEAR	3 YEARS	5 YEARS	7 YEARS	10 YEARS
Genter Capital TQS Wrap	0.24	0.24	4.34	4.74	2.15	2.84	2.74
Genter Capital TQS Wrap (Net Max Wrap FI)	(0.14)	(0.14)	2.79	3.19	0.63	1.32	1.22
Bloomberg U.S. Government/Credit: 1-5 Year	0.14	0.14	4.15	4.33	1.71	2.28	2.02

GIPS Composite Report

Calendar Year Returns	2015	2016	2017	2018	2019	2020	2021	2022	2023	2024
Composite (pure gross)	1.35%	3.68%	2.63%	0.89%	6.22%	5.87%	-0.49%	-5.03%	5.57%	4.26%
Composite (net)	-0.16%	2.15%	1.09%	-0.64%	4.65%	4.30%	-1.98%	-6.45%	3.91%	2.72%
Bloomberg Govt/Credit 1-5 Year Index	0.97%	1.56%	1.27%	1.38%	5.01%	4.71%	-0.97%	-5.50%	4.89%	3.76%
3-Yr Standard Deviation – Composite/Benchmark	1.19% / 1.18%	1.29% / 1.35%	1.28% / 1.29%	1.32% / 1.35%	1.30% / 1.36%	2.03% / 1.47%	2.04% / 1.46%	2.97% / 2.53%	3.05% / 3.11%	3.39% / 3.48%
Total Firm Assets (millions)	3,704	3,776	3,933	3,772	4,307	4,330	4,707	4,241	4,359	4,667
Composite Assets (millions)	3	2	3	41	52	97	109	102	133	163
# of Accounts in Composite	6	≤ 5	≤ 5	9	12	16	16	25	45	35
Composite Dispersion	0.0%	N.A.	N.A.	0.0%	0.0%	0.0%	0.0%	0.0%	0.0%	0.2%

N.A. – Information is not statistically meaningful due to an insufficient number of portfolios in the composite for the entire year.

The Advisor Sponsored Fixed Income Short/Intermediate Composite contains fully discretionary advisor sponsored fixed income accounts. The Composite is designed to produce optimal results in all market environments, utilizing taxable securities such as U.S. Treasuries, government agencies and investment grade corporate issues. This Composite is also known as the "Advisor Sponsored Taxable Quality Short-Term Composite". Key risks of the strategy include credit risk and interest rate risk which may adversely impact the value of fixed income securities, causing the composite to underperform the benchmark. For comparison purposes, the composite is measured against the Bloomberg Government/Credit 1-5 Year Bond Index. The minimum account size for this composite is \$200 thousand. The Advisor Sponsored Fixed Income Short/Intermediate Composite was created and inception on November 1st, 2009. The firm's full list of composite descriptions and broad distribution pooled funds are available upon request.

RNC Capital Management LLC is a registered investment adviser under the Securities and Exchange Commission pursuant to the Investment Advisors Act of 1940, as amended, doing business as Genter Capital Management. Prior to January 2022, the firm was doing business as RNC Genter Capital Management. Beginning January 1, 2005, the firm has been redefined to include all the assets of Genter Advisors LLC.

Results are based on fully discretionary accounts under management including those accounts no longer with the firm. Composite policy requires the temporary removal of any portfolio incurring a client initiated significant cash inflow or outflow greater than or equal to 10% of portfolio assets. Additional Information regarding the treatment of significant cash flows is available upon request. Past performance is not indicative of future results.

The currency used to express performance is USD. Pure gross returns are shown as supplemental information and are stated gross of all fees and transaction costs. Net returns are calculated by subtracting the highest applicable wrap fee (1.50% on annual basis, or 0.125% Monthly) from the pure gross composite returns. The highest fee of 1.50% assumes an all-inclusive/Bundled/Wrap fee that includes investment management, portfolio monitoring, consulting services and in some cases, custodial services. The actual fee paid by each client will vary based on each wrap program's fee schedule. As the investment advisor, Genter Capital receives a portion of that highest fee to cover the management fee. Wrap fee schedules are provided by independent wrap sponsors and are available upon request from the respective wrap sponsor. The composite consists entirely of wrap accounts for all periods presented. Composite dispersion is measured by the asset-weighted standard deviation of annual pure gross returns of those portfolios included in the composite for the full year. The 3-year annualized standard deviation measures the variability of the composite pure gross returns and benchmark returns over the preceding 36-month period. Policies for valuing investments, calculating performance, and preparing GIPS Reports are available upon request.

The standard wrap fee schedule in effect is 1.50%. Actual Investment advisory fees incurred by clients are negotiable and may vary.

Genter Capital Management claims compliance with the Global Investment Performance Standards (GIPS®) and has prepared and presented this report in compliance with the GIPS standards. Genter Capital Management has been independently verified for the periods January 1, 2001 through December 31, 2024. The verification reports are available upon request. A firm that claims compliance with the GIPS standards must establish policies and procedures for complying with all the applicable requirements of the GIPS standards. Verification provides assurance on whether the firm's policies and procedures related to composite and pooled fund maintenance, as well as the calculation, presentation, and distribution of performance, have been designed in compliance with the GIPS standards and have been implemented on a firm-wide basis. Verification does not provide assurance on the accuracy of any specific performance report.

GIPS® is a registered trademark of CFA Institute. CFA Institute does not endorse or promote this organization, nor does it warrant the accuracy or quality of the content contained herein.

Visit us at
gentercapital.com

Genter Capital Management
11601 Wilshire Boulevard, Twenty Fifth Floor, Los Angeles, CA 90025

